


Text Structures

- **Description** – The author describes the topic by giving details about its characteristics. Key words include adjectives and other words and phrases that describe

Web



Idea/Detail Chart



- **Chronology** – The author provides information in the order in which it happens. Key words include *first, then, next, last, after, later, and finally*.

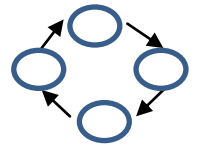
Flow Diagram



Timeline

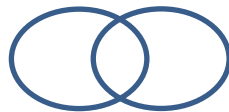


Cycle



- **Comparison** – The author tells how two things are the same and how they are different. Key words include *both, same, different, like, unlike, either, and as well as*.

Venn Diagram

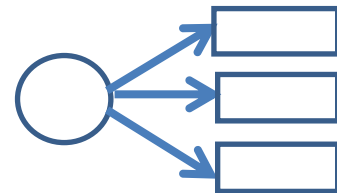
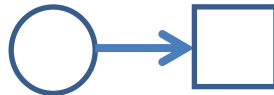


A Both B
3-Column Chart



- **Cause and Effect** – The author tells what causes something to happen. Key words include *caused by, effect, reason, because, and as a result*.

Cause and Effect Maps



- **Problem/Solution** – The author tells about a problem and possible ways to solve it. Key words include *problem, solution, solved, question, and answer*.

Problem/Solution Maps

